

**Incoming 3rd Grade
Summer Reading
Packet
2018**


***Freckle Juice*
by Judy Blume**

CEREAL BOX BOOK REPORT



Name: _____ Book: _____ Due Date: _____

CEREAL BOX BOOK REPORT



Your assignment is to design a cereal related to a fictional book. You will also decorate a real cereal box with illustrations, text and even a prize inside!

FRONT OF BOX: Include the name of the cereal and a picture. Invent a name for the cereal that is related to book, yet sounds like a cereal. Do not use the exact title of the book. Choose a shape for the cereal as well as colors and ingredients that all relate to the book.

RIGHT SIDE: Make a list of ingredients that includes the story elements (main characters and setting). Under the heading "Ingredients," list the main characters and the setting and write at least 1 sentence about each.

LEFT SIDE: Write a one-paragraph summary that describes the main problem and the solution of the book. Try to use words that will "grab" the reader's attention and make them want to buy your cereal.

BACK OF BOX: Design a game that is based on the story. It can be a puzzle, word search, word scramble, maze, crossword puzzle, hidden picture illustration, or any other fun activity. Make sure that it includes information from the book.

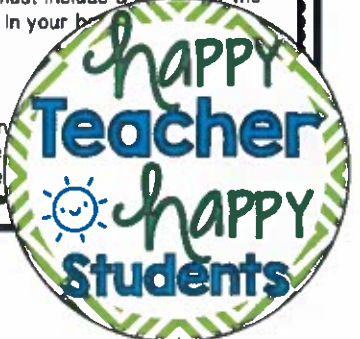
TOP OF BOX: Include the title, author, number of pages, and the number of stars you would give the book if you were a book critic. The maximum number is 5 stars.

PRIZE: Your prize must be something the main character could have used in the book or something that reminds you of the main character. You must include a picture of the prize on the front of your box. You may actually put a prize in your box.

DON'T FORGET!


Proofread carefully to avoid errors in grammar, spelling, and punctuation. Cereal box must be colorful and creatively designed. Cereal box must be assembled and written portions need to be glued in.

Copyright 2016 HappyTeacherHappyStudents



Teacher Notes & Ideas:

- Students LOVE to pick a fictional book and design a cereal based on it!
- This creative cereal box book report is also a great way to recycle/reuse cereal boxes! I keep past projects and display them in my room, they make great décor!
- You may allow students to either handwrite or type information and graphics. That choice is up to you! 😊



Thank you for your purchase!

Please take the time to leave feedback on this product and you'll receive TPT Credits for future purchases.

Click the green star next to my name and become a follower and you will be updated of future products and sales!




Click here to visit my store!

<https://www.teacherspayteachers.com/Store/Happyteacherhappystudents>

CEREAL BOX BOOK REPORT

Your assignment is to design a cereal related to a fictional book. You will also decorate a real cereal box with illustrations, text and even a prize inside!



FRONT OF BOX: Include the name of the cereal and a picture. Invent a name for the cereal that is related to book, yet sounds like a cereal. Do not use the exact title of the book. Choose a shape for the cereal as well as colors and ingredients that all relate to the book.

RIGHT SIDE: Make a list of ingredients that includes the story elements (main characters and setting). Under the heading "Ingredients," list the main characters and the setting and write at least 1 sentence about each.

LEFT SIDE: Write a one-paragraph summary that describes the main problem and the solution of the book. Try to use words that will "grab" the reader's attention and make them want to buy your cereal.

BACK OF BOX: Design a game that is based on the story. It can be a puzzle, word search, word scramble, maze, crossword puzzle, hidden picture illustration, or any other fun activity. Make sure that it includes information from the book.

TOP OF BOX: Include the title, author, number of pages, and the number of stars you would give the book if you were a book critic. The maximum number is 5 stars.


PRIZE: Your prize must be something the main character could have used in the book or something that reminds you of the main character. You must include a picture of the prize on the front of your box. You may actually put a prize in your box!

DON'T FORGET!

Proofread carefully to avoid errors in grammar, spelling and/or punctuation. Cereal box must be colorful and creatively designed. Cereal box must be neatly assembled and written portions need to be easy to read!

CEREAL BOX BOOK REPORT

Example Projects



Happy Teacher Happy Students Terms of Use

DO...

- ✓ Use this resource in your classroom only.
- ✓ Take the time to leave feedback on this product and you'll receive TPT Credits for future purchases.
- ✓ Click the green star next to my name and become a follower and you will be updated of future products and sales!
- ✓ Please refer interested teachers to my store:
<https://www.teacherspayteacher.com/Store/Happyteacherhappystudents>.
- ✓ Enjoy this product and happy teaching!

DO NOT...

- x You may NOT make print or digital copies to share with other teachers, administrators, districts, etc.
- x This product may NOT be distributed or displayed digitally for public view, uploaded to school or district websites, distributed via email, or submitted to file sharing sites such as Amazon Inspire.
- x Do NOT upload this resource to a school or district server, or third-party website, including your own website or blog.
- x This resource is under copyright protection and may NOT be distributed in an form, print or digital.
- x Do NOT copy or modify this resource to give away or sell.

© Copyright 2016 HappyTeacherHappyStudents

All rights reserved by author. Each page of this document is copyrighted by HappyTeacherHappyStudents. This product is to be used by the original purchaser only. Copying for more than one teacher or classroom, or for an entire department, school, or school system is prohibited. This product may not be distributed or displayed digitally for public view, uploaded to school or district websites, distributed via email, or submitted to file sharing sites such as Amazon Inspire. Failure to comply is a copyright infringement and a violation of the Digital Millennium Copyright Act (DMCA). Intended for single classroom and personal use only.



Acknowledgements

Happy Teacher Happy Students

www.teacherspayteachers.com/Store/Happyteacherhappystudents

A Special Thank You to:

Juliette Roman – Heart 2 Heart Teaching,

www.teacherspayteachers.com/Store/Heart-2-Heart-Teaching

Font Sources:

KB font by Khrys Bosland , <https://www.teacherspayteachers.com/Store/Khrys-Bosland>

KB3 Fonts, <https://www.teacherspayteachers.com/Store/Kb3teach>

Clip Art Sources:

<https://openclipart.org/>

clker.com

<http://www.teacherspayteachers.com/Store/Math-In-The-Middle>

Wikipedia.org

Teaching in the Tongass

Graphics from the Pond, <http://frompond.blogspot.com>

Zip a Dee Doo Dah Designs, <https://www.teacherspayteachers.com/Store/Zip-a-dee-doo-dah-Designs>

Whimsy Clips, www.whimsyclips.com

Graphics by Ashley Hughes, <https://www.teacherspayteachers.com/Store/Ashley-Hughes-38>

EduClips Clipart, www.edu-clips.com

Melonheadz, <https://www.teacherspayteachers.com/Store/Melonheadz>

Creative Clips, <http://www.teacherspayteachers.com/Store/Krista-Walden>

Doodle Borders from Chirp Graphics,

<https://www.teacherspayteachers.com/Store/Chirp-Graphics>

