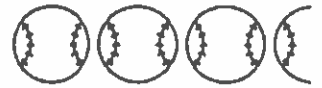


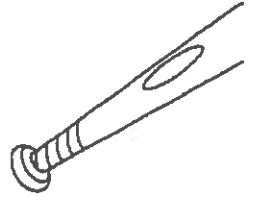
Students  
entering  
Kindergarten  
Summer Math  
Packet

Trace the numbers and the number words. Draw a line to match each number to the correct set.

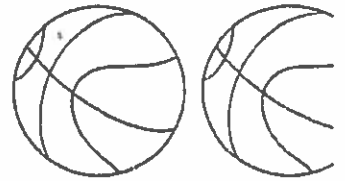
1. 1 one



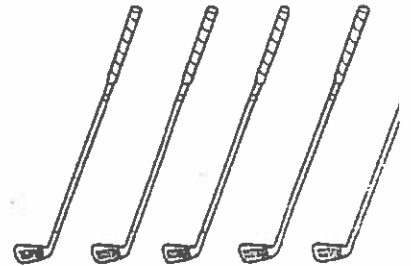
2. 2 two




3. 3 three



4. 4 four




5. 5 five



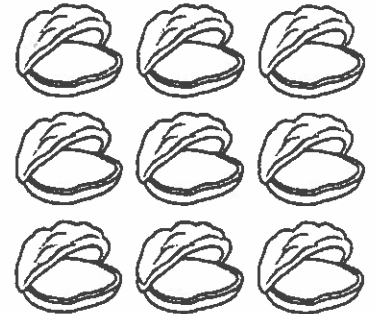
- I can use a number to tell how many.
- I can count up to 20 objects.

Trace the numbers and the number words. Draw a line to match each number to the correct set.


1. 6 six




2. 7 seven




3. 8 eight



4. 9 nine



5. 10 ten

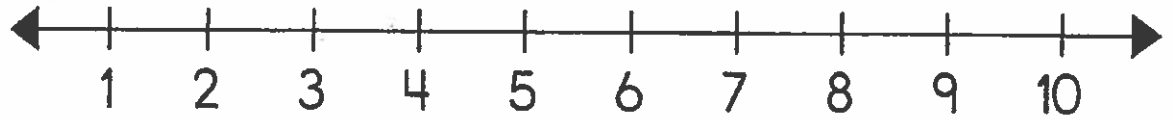


- I can use a number to tell how many.
- I can count up to 20 objects.

Name \_\_\_\_\_

K.CC.1, K.CC.3, K.CC.

Use the number line to count from 1 to 10.




Write the numbers 1 to 10 on the fish bowls in order from left to right.





- I can count to 10 by ones and say the number names in order.
- I can write the numbers 1 to 10.


Name \_\_\_\_\_

Write the number of each animal. Write how many animals in all.

1.  \_\_\_\_\_ + \_\_\_\_\_ = \_\_\_\_\_

2.  \_\_\_\_\_ + \_\_\_\_\_ = \_\_\_\_\_

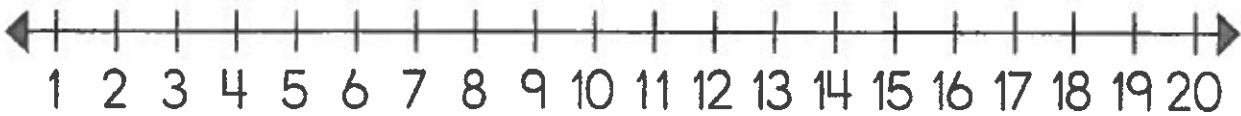
3.  \_\_\_\_\_ + \_\_\_\_\_ = \_\_\_\_\_

4.  \_\_\_\_\_ + \_\_\_\_\_ = \_\_\_\_\_

I can add and subtract in many ways.

Name \_\_\_\_\_

Use the number line to count from 1 to 20.







Write the numbers 1 to 20 on the T-shirts in order from left to right.



© Carson Dellosa • CD-104601

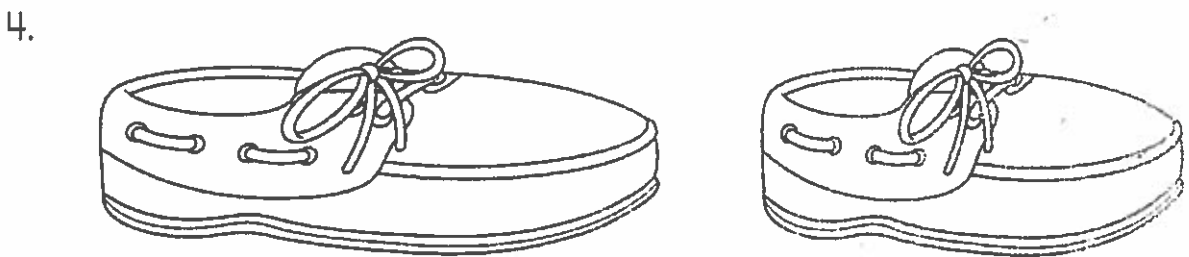
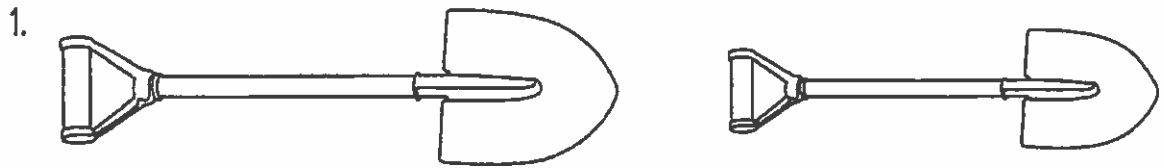
I can count to 20 by ones.  
 I can write the numbers 1 to 20.

Color the heavier object in each box red. Color the lighter object in each box brown.



- I can describe an object's weight.
- I can use words to compare objects.

Color the shorter object in each row red. Color the longer object in each row blue.




- I can describe an object's length.
- I can use words to compare objects.



Name \_\_\_\_\_

Color the animals that are above the dog yellow. Color the animals that are below the dog red. Color the animal that is next to the dog blue.



© Creative Education • CP-111121

















I can describe where objects are located.

Name \_\_\_\_\_

Draw lines to connect the triangles that are the same.



Circle the shape in each row that is the same as the first shape.

- I can name shapes.
- I can describe how flat shapes look.